

G133

CLASSROOM TECHNOLOGY



TURNING ON SYSTEM

2

**SHARE HDTV SCREENS WITH
LAPTOP/MAC**

3 - 5


PLAY CD/DVD

6

SHUTTING DOWN SYSTEM

7

CONTROL PANEL ON FRONT WALL



SCREEN SHARE WITH LAPTOP/MAC


- AN ADAPTER MAY NEED TO BE USED BETWEEN YOUR DEVICE AND THE HDMI CORD THAT CONNECTS TO THE SCREENS (PORT IS IN THE FLOOR)
- ONCE DEVICE IS CONNECTED EITHER YOUR SCREEN WILL AUTOMATICALLY MIRROR ON THE HDTVs OR YOU WILL NEED TO ADJUST YOUR PC/MAC'S PROJECTION SETTINGS TO SET UP MIRRORING (EXTEND)

LAPTOP/MAC

| <u>CONNECTION TYPE</u> | <u>ADAPTER TYPE</u> | <u>CORD TYPE</u> | <u>DETAILS</u> |
|-------------------------------------------------------------------------------------|-------------------------------------------------------------------------------------|--------------------------------------------------------------------------------------|----------------------------------------------------------------------------------------------|
|  |  |  | MAC DISPLAY PORT + DISPLAY PORT ADAPTER + LARGE HDMI CORD |
|  | |  | PC/MAC HDMI PORT + LARGE HDMI CORD |
|  | |  | PC MINI HDMI PORT + MINI HDMI CORD (BOTH ENDS HDMI 1 END SMALLER THAN THE OTHER) |
|  |  |  | PC VGA PORT + VGA ADAPTER + LARGE HDMI CORD |


SCREEN SHARE WITH LAPTOP/MAC (wired)

- ALL ADAPTERS AND CORDS ARE STORED IN THE BACK CLOSET OF G133
- THE WIRED HDMI CONNECTION TO THE SCREENS IS IN THE FLOOR NEAR THE FRONT-CENTER OF THE ROOM
- THE WIRELESS CONNECTION USES LITESHOW PRESENTER SOFTWARE
SOFTWARE INSTALLATION IS REQUIRED AHEAD OF TIME




G133 CLOSET

**RACK/DRAWER IN
G133 CLOSET**



**INSTRUCTOR DESK IN
FRONT OF G133**

**HDMI PORT TO CONNECT
TO SCREENS UNDER
INSTRUCTOR DESK**




PLAY A BLURAY, DVD, OR AUDIO CD

THE BLURAY (DVD) PLAYER IS LOCATED IN THE RACK OF THE G133 CLOSET
THE REMOTE IS IN THE DRAWER & CAN BE USED AT THE FRONT OR BACK OF THE ROOM



PRESS DISC ICON
ON FRONT
CONTROL PANEL
TO CONNECT SCREENS
TO BLURAY PLAYER

LG BLURAY/DVD PLAYER



BLURAY PLAYER REMOTE
IS IN DRAWER



SHUTDOWN SYSTEM



**"OFF"
SHUTS DOWN
EVERYTHING
IN THE ROOM**